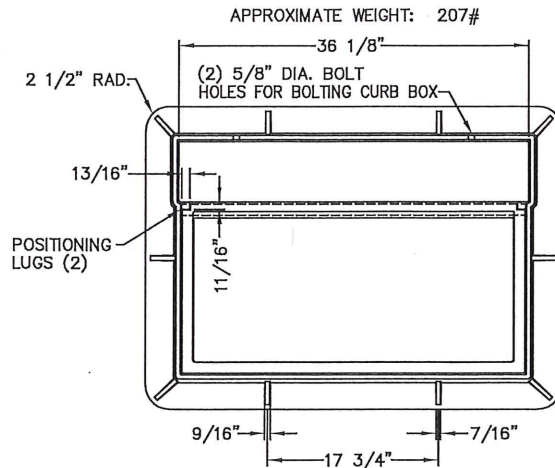


NOTES:

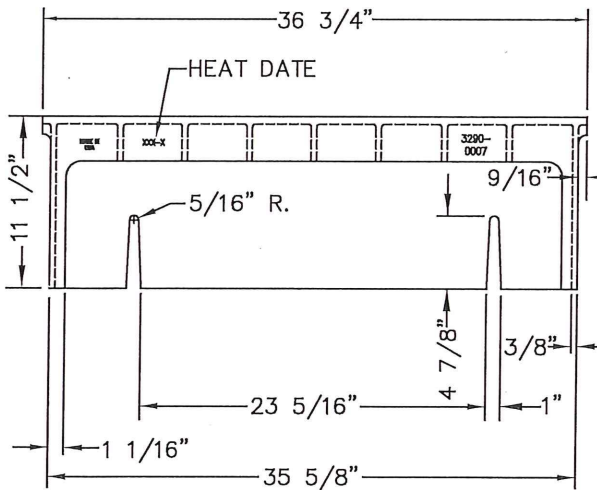
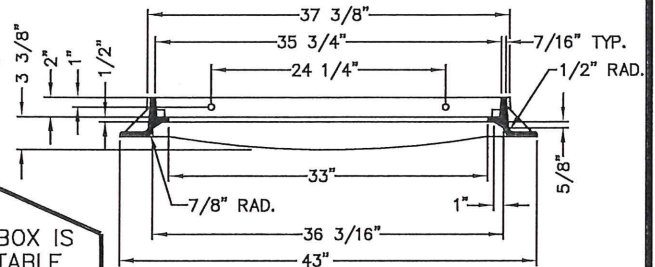
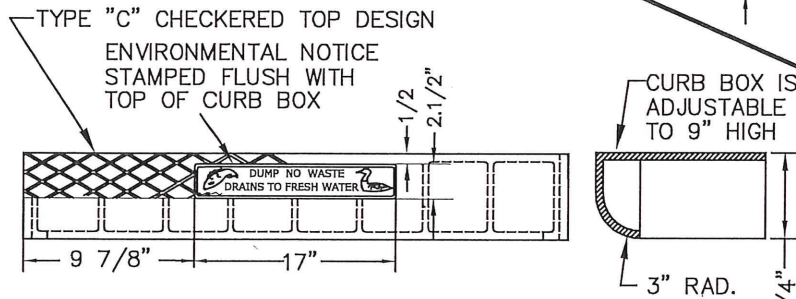
1. CASTING SHALL BE CONSTRUCTED OF UNPAINTED GRAY IRON MEETING ASTM A-48, CLASS 35B OR BETTER AND SHALL CONFORM TO AASHTO DESIGNATION M306-89 AND MnDOT SPECIFICATION 3321.
2. EACH CASTING SHALL BEAR AN IDENTIFICATION MARK, RECESSED FLUSH, INDICATING THE SOURCE OF MANUFACTURE, WHICH MARK SHALL EITHER BE A SYMBOL NOT OVER 1 1/2 INCHES IN GREATEST DIMENSION OR IN LETTER FORM NO GREATER THAN 3/4 INCH IN HEIGHT AND 2 INCHES IN LENGTH. LOCATION OF IDENTIFICATION MARKS BY THE ENGINEER.
3. GRATE SHALL BE AS DETAILED UNLESS NOTED OTHERWISE ON THE PLANS.
4. SEE STANDARD PLATE NO. 2015G FOR CATCH BASIN STRUCTURE DETAILS.

FRAME DETAIL



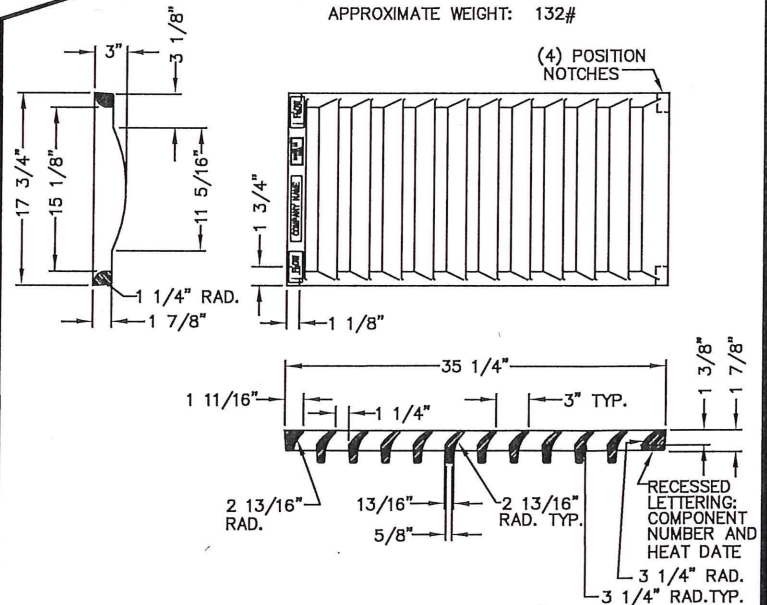
CURB BOX DETAIL

APPROXIMATE WEIGHT: 100#



GRATE DETAIL

FREE OPEN AREA = 347 SQUARE INCHES
APPROXIMATE WEIGHT: 132#



I hereby certify that this plan, specification or report was prepared by me or under my direct supervision and that I am a duly Licensed Professional Engineer under the laws of the State of Minnesota

Aaron D. Hass
AARON D. HASS

Date 7-12-17 Lic. No. 26424

APPROVED 7/14/17
Paul H. Kurtz
CITY ENGINEER

CITY OF ST. PAUL
DEPARTMENT OF PUBLIC WORKS
TYPE 7A CATCH BASIN
CASTING DETAILS

Date of Revision
JULY 2017

Standard Plate No.
2211A